




# **CONTENTS**

**Identification .....1**

**Forklift Driveshaft List .....2**

**Forklift Driveshaft With Picture .....6**

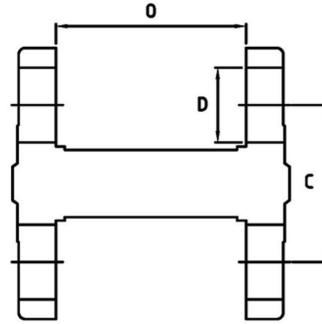
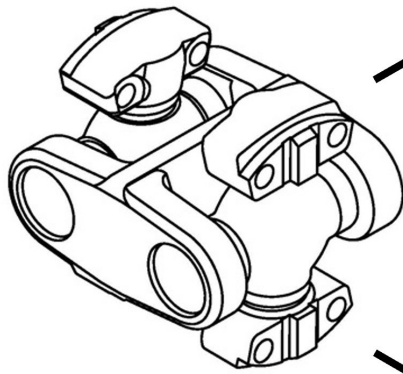


**Empower Your Journey**

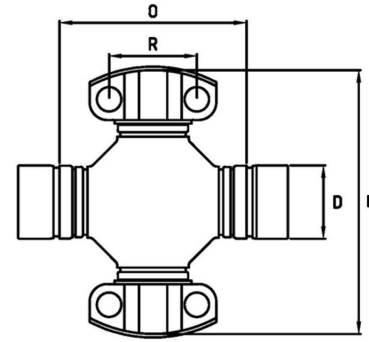
---



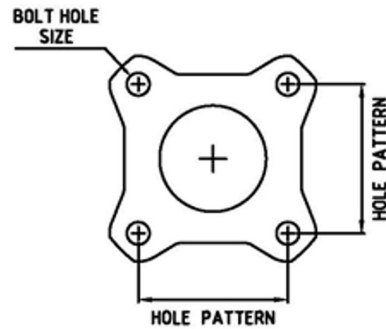
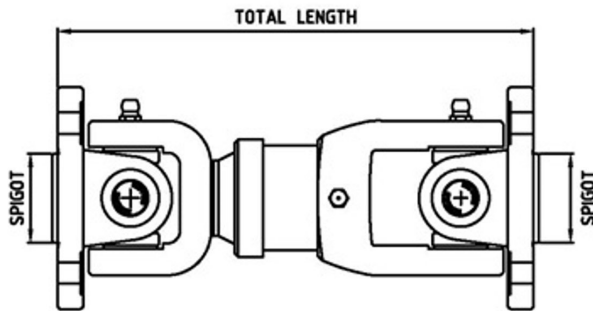
# IDENTIFICATION



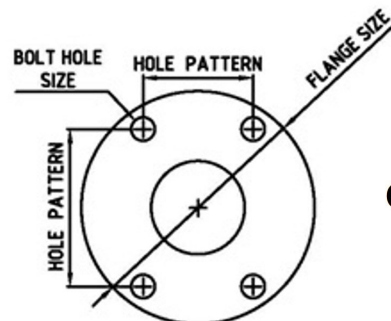
**CENTER  
YOKE**



**U-JOINT**



**SQUARE  
FLANGE**



**CIRCULAR  
FLANGE**



## FORKLIFT DRIVESHAFT

IJE NO.		O.E.NO.	DESCRIPTION	APP.	MODEL
<b>mitsubishi</b>					
FL-ASM-001	IJ-1001	91171-00010 / 30010	155mm, G10T		
FL-ASM-002	IJ-1001-1	91871-10011 / 10010 / 20010	155mm, G13T	3.5T	
FL-ASM-003	IJ-1001-L	91571-10010	273mm, G13T	2.5T	
FL-ASM-004	IJ-1003	91171-02010	228mm, G10T	1.5T	
FL-ASM-005	IJ-1003-1	91171-10010	228mm, G13T	2.5T	FD40 / 45
FL-ASM-006	IJ-1005		192mm, G13T	2.5T	
FL-ASM-023	IJ-1005-10T		198mm, G10T	10T	
FL-ASM-007	IJ-1006	91871-10021	200mm, G13T	4T	S6E
FL-ASM-008	IJ-1006-L	91871-20040	290mm, G13T	4T	S6E
FL-ASM-009	IJ-1008	91571-00050 / 70	200mm, G13T		S4S
FL-ASM-010	IJ-1008-F		183mm		S6S
FL-ASM-011	IJ-1008-O	91571-20010	211.5mm, G13T		
FL-ASM-012	IJ-1014	91271-00011	177mm, G13T	2.5T	
FL-ASM-013	IJ-1016	92001-10090	360mm	7T	
FL-ASM-014	IJ-1024		192mm, G13T	4T	
FL-ASM-015	IJ-1025		158mm, G16T	FOR USA	
FL-ASM-016	IJ-1031		166mm, G13T	2.5T	
FL-ASM-018	IJ-1023	91371-30020	185mm, G10T	1.5T	FD15 / 18
FL-ASM-024	IJ-1023-1		185mm, G13T		
FL-ASM-019	IJ-1025-1		163mm, G16T	FOR JAPAN	
FL-ASM-020	IJ-1033		200mm, G10T	1.5T	
FL-ASM-021	IJ-1034		220mm, G10T	2.5T	GASOLINE
FL-ASM-026		91571-30050	207.5mm		
FL-ASM-027	IJ-1032	91871-20051 91871-10050	175mm, G13T		S6S FD50
FL-ASM-028		92001-11040	339.5mm		
FL-ASP-001	IJ-S4S	91324-00030	D35*C71*P107		
FL-CY00002	IJ-S4S-H		[CENTER YOKE]D35*C71*L104		
IJF-004	IJ-S4S-UJ		[U-JOINT]D35*L107 / R42.88*P107		
FL-ASP-002	IJ-S4S-N	91324-00060	D28.57*, C69.07*P115		FD20 / 28 / 35
FL-CYI0009	IJ-S4S-N-CY		[CENTER YOKE]D28.57*C69.07*O82.6		
IJF-002	IJ-S4S-N-UJ	3EB-34-32120	[U-JOINT]D28.57*O79.6 / R42.87*P115, 4C(969)		
FL-ASP-005	IJ-S4S-2		4*C70*P115		
FL-CYI0011	IJ-S4S-2-H		[CENTER YOKE]D34*C70*O84		
IJF-005	IJ-S4S-2-UJ		[U-JOINT]D34*O79.6 / R42.87*P115, GU-5015		
FL-ASP-006	IJ-S4S-3	37111-33900-71	D33.35, *C70*P115		
FL-CYI0015	IJ-S4S-3-H		[CENTER YOKE]D33.35*C70*O84		
IJF-006	IJ-S4S-3-UJ		[U-JOINT]D33.35*O79.6/R42.87*P115		

# FORKLIFT DRIVESHAFT

IJE NO.	O.E.NO.	DESCRIPTION	APP.	MODEL
<b>TOYOTA</b>				
FL-ASP-003	IJ-5FH	37210-23000-71	D28.57*C69.07*P107.9	5FD
FL-CYI0009	J-5FH-CY		[CENTER YOKE] D28.57*C69.07*O82.6,(C)	
IJF-003	IJ-5FH-UJ	37201-23000-71	[U-JOINT] Common used for IJ-5FH / IJ-6FH, D28.57*O79.6 / R36.52*P107.9 (GUT-26)	
FL-ASP-004	IJ-6FH	37210-23600-71	D28.57*,C77.47*P107.9	6FD/7FD
FL-CYI0010	IJ-6FH-CY		[CENTER YOKE] D28.57*C77.47*O82.6	
IJF-003	IJ-6FH-UJ	37201-23000-71	[U-JOINT] Common used for IJ-5FH / IJ-6FH, D28.57*O79.6 / R36.52*P107.9 (GUT-26)	
FL-ASP-007	IJ-7FH(2.5ton)		D28.57*C66*P107.9	2.5T
FL-CYI0018	IJ-7FH 2.5T-CY		[CENTER YOKE] IJ-7FH (2.5T)-CY, D28.57*C66*O82.6,(F)	
IJF-003	IJ-7FH-2.5T-UJ	37201-23000-71	[U-JOINT] Common used for J-5FH / IJ-6FH, D28.57*O79.6 / 36.52*P107.9 (GUT-26)	
FL-ASP-008	IJ-7FH NEW		D28.57*C116.5*P107.9	
FL-CYI0019	IJ-7FH-CY		[CENTER YOKE] D28.57*C116.5*O82.6	
IJF-003	IJ-7FH-NEW-UJ	37201-23000-71	[U-JOINT] Common used for IJ-5FH/6FH, D28.57*O79.6 / R36.52*P107.9 (GUT-26)	
FL-ASP-009	IJ-7FH(4TON)	37210-30510-71	D34*C70*O84	4T
FL-CYI0005	IJ-7FH-H(4TON)		[CENTER YOKE] D34*C70*O84	
IJF-005	IJ-S4S-4T-UJ		[U-JOINT] D34*O79.6 / R42.87*P115, GU-5015	
FL-AST-001	IJ-1007	67310-32880-71	180mm (2 SQUARE FACE)	3.5T / 4T
FL-AST-002	IJ-1007-N	67310-32880-71	180mm (1 SQUARE+1 CIRCULAR)	3.5T / 4T
FL-AST-007	IJ-1007-1	67310-32880-71	180m (CIRCULAR FACE+SQUARE FACE)	3.5T / 4T
FL-AST-009	IJ-1007-2	67310-32880-71	180mm (2 CIRCULAR FACE)	3.5T / 4T
FL-AST-003	IJ-1012	67310-32080-71	136mm, G13T	3F
FL-AST-004	IJ-1013	67310-31630-71	275mm	6T
FL-AST-005	IJ-6F	67310-31700-71 / 67310-31701-71	183mm	3.5T
FL-AST-006	IJ-7F		360mm	7F
FL-AST-008	IJ-6F	67310-31700-71	183mm (2 SQUARE SURFACE FLANGE)	3.5T
FL-AST-010	IJ-1038	67310-30520-71	160mm	4.5T
FL-AST-011	IJ-8FD40	16310-N3190-71	292mm, 18T	8FD40
		16310-36930-71	314mm, 18T	8FD35-80/ 8FG35-50
FL-AST-011	IJ-8FH	37210-26600-71		8FD25
FL-CYI0023	IJ-8FH-H		[CENTER YOKE] D28.57*C119.03*O60.4	
IJF-010		37201-26600-71	[U-JOINT] IJ-8FH, D28.57*O60.4*R36.5, 69.9*P90.4	8FD25



## FORKLIFT DRIVESHAFT

IJE NO.	O.E.NO.	DESCRIPTION	APP.	MODEL
<b>KOMATSU</b>				
FL-ASKO-001	IJ-1020	255mm G16T	5T	
FL-ASKO-002	IJ-1027	3EC-01-32711	3.5 /4 T	FD35 / 40
FL-ASKO-003	IJ-1029	255mm G16T		5T
FL-ASKO-004	IJ-DY-Z5	14X-11-11200	DOUBLE YOKE FIT KOYO-Z5, OR 7C U-JOINT	
FL-ASKO-005	IJ-1036	280mm, G13T, BULLDOZER DRIVESHAFT	10-15T	
FL-ASKO-006 NEW	3EB20-51310	D28.57*C77.47*P107.9		
DS-AS-KO-003	23A-60-11400	358mm		GD510R1
DS-AS-KO-004	418-20-13114	540.55mm or 527.5mm		WA180.3
DS-AS-KO-005	23B-60-11600	200mm		GD621
DS-AS-KO-008		520mm, GUKO-30, 2HWD+2RD		5C
<b>KOMATSU COMPANION FLANGE</b>				
DS-EY-UB0003		22 spline		7C
DS-EY-UB0004	14X-13-11890	24 spline		
<b>NISSAN</b>				
FL-ASN-001	IJ-1011	37200-51H00	257.5mm, G14T	FD40
<b>YALE</b>				
FL-ASYA-001-1	IJ-1004-D20	9147-844-01	70mm	2.5T
FL-ASYA-002	IJ-1010	91324-08200	80mm	4T
FL-ASYA-003	IJ-1028		213mm	5T
<b>TCM</b>				
FL-ASTC-001	IJ-1009	224W7-22012	196mm, 18T	4T (Z-7)
FL-ASTC-002	IJ-1009-1	224W7-22011	196mm, 13T	4T (Z-7)
FL-ASTC-003	IJ-1009-2	201C3-82081	180.5mm, G13T	4T (Z-8)
FL-ASTC-004	IJ-1018		211mm, 13T	
FL-ASTC-005	IJ-1015	24357-20201	168.5mm, G13T	4T (Z-6)
FL-ASTC-006	IJ-1019	25957-20201	168.5mm, G15T	4T (Z-2)
FL-ASTC-007	IJ-1017		740mm	
FL-ASTC-008	IJ-1039	243C7-22111	305.6mm	6T (Z8)
FL-ASTC-009	IJ-1041		298mm, G13T	4.5T
FL-ASTC-010	12N53-32001	D28.57*C69.07*P107.9		T3-T6
<b>TCM PULLEY</b>				
D-OT-001		G13T, 4 GROOVES	4G	
D-OT-002		G13T, 2 GROOVES	2G	
<b>HYSTER</b>				
FL-ASHI-001	IJ-1022	200mm, G11T		
FL-ASHI-002	IJ-1035	1394581	300mm	4T
FL-ASHI-003	IJ-1037	273.5mm	CHALLENGER H1.5-1.75T	






## FORKLIFT DRIVESHAFT

IJE NO.	O.E.NO.	DESCRIPTION	APP.	MODEL
<b>DAEWOO</b>				
FL-ASDA-001	IJ-1030	A213160B	218.5mm, 16T	D20/30S
<b>CATERPILLAR</b>				
FL-ASCA-001	IJ-2C-DY		66.6mm, fit GUKO-1, GUKO-2, BUCKETS-SKID STEER LOADER	2C
<b>JCB</b>				
FL-ASOT-003	JCB-1		300mm, HOLE:1"	
FL-ASOT-004	JCB-2		300mm, HOLE:1.125	
FL-ASOT-005	JCB-3	91437400	300mm, HOLE:1.25"	
<b>STEERING SHAFT/JOINT FOR FORKLIFT</b>				
FL-ASST-001	IJ-601	45235-23000-71	185.5mm, G(18-2)T	TOYOTA 5F
FL-ASST-002	IJS-K-01	3EB-34-22350	232mm	KOMATSU C11
FL-ASST-003	IJS-K-02	3EB-34-32120	288mm	KOMATSU C12
FL-ASST-004	IJ-1002		230mm, G10T	YANG IRON
FL-ASST-005	IJ-603	239A4-12121	298mm	TCM FD20
FL-ASST-006	IJS-TC-01	234A4-10201	188mm	TCM 2.5T 700S
FL-ASST-007	IJ-602	114A4-10021	108mm	YALE 4T
FL-ASST-008	IJ-SH-01		85mm	mitsubishi SHINKO
FL-ASST-009	IJ-SH-02		136.2m	mitsubishi SHINKO, 2.5T
FL-ASST-010		243C4-10211	215mm, G36T & G18T	TCM FD35C9
FL-ASST-011		230C4-12021	230mm, G36T & G18T	TCM FD60Z8
<b>AGRICULTURAL USED</b>				
DS-AS-E-050			760mm, GU-2200: 30.18X92.05	
DS-AS-E-051			550mm, GU-500:23.82X61.3	
DS-AS-E-051-1			700mm, GU-500:23.82X61.3	
FL-ASOT-001	IJ-1021		390mm	
FL-ASOT-002	IJ-1068		221mm, for SOUTH AFRICA MARKET	
<b>PTO DRIVESHAFT</b>				
DS-AS-DUMP-007			2 TON, 18 splines (with or without tube)	
DS-AS-DUMP-012			8 TON, 8 splines (with or without tube)	
<b>U-JOINT</b>				
IJF-001-1			D22*39 COMMON USE FOR FORKLIFT DRIVESHAFT	
IJE-33115		37101-20170-71	D33.35*O81.4*L115 Snag ring 30.3*1.5 thickness	
<b>OTHERS</b>				
		20301-00201-18	261mm	Hangcha FD40






### mitsubishi

#### S4S

Figure	IJE Part No.	D	L	R	C	P	Remarks / OEM No.
	IJ-S4S	35			71	107	S4S 91324-00030
	IJ-S4S-CY	35			71		Outside snap rings
	IJ-S4S-UJ (IJF-004)	35	107	42.88		107	




#### S4S-N

Figure	IJE Part No.	D	O	R	C	P	Remarks / OEM No.
	IJ-S4S-N	28.57			69.07	115	FD / 20 / 28 / 28 / 35 91324-00060
	IJ-S4S-N-CY	28.57	82.6		69.07		Inside snap rings
	IJ-S4S-N-UJ (IJF-002)	28.57	79.6	42.88		115	3EB-34-32120






### mitsubishi

#### S4S-2







Figure	IJE Part No.	D	L	R	C	P	Remarks / OEM No.
	IJ-S4S-2	34			70	115	
	IJ-S4S-2-CY	34	84		70		Inside snap rings
	IJ-S4S-2-UJ (IJF-005)	34	79.6	42.87		115	GU-5015

#### S4S-3

Figure	IJE Part No.	D	O	R	C	P	Remarks / OEM No.
	IJ-S4S-3	33.35			70	115	37111-33900-71
	IJ-S4S-3-CY (IJF-006)	33.35	84		70		Inside snap rings
	IJ-S4S-3-UJ (IJF-006)	33.35	79.6	42.87		115	





### MITSUBISHI

Figure	IJE Part No.	Length (mm)	Spline No.	Flange Dia. (mm)	No. of Holes/ Dia .	Hole Pattern (mm)	Application	OEM No.
	IJ-1001	155	10	98	4/ ∅ 8	57/57	2.2/3.5t	91171-30010 91171-00010
	IJ-1001-1	155	13	98	4/ ∅ 8	57/57	2.5/3.5t	91871-20010 91871-10010 91877-10011
	IJ-1003	228	10	98	4/ ∅ 8	57/57	1.5/2.5t	91171-02010
	IJ-1003-1	228	10	98	4/ ∅ 8	57/57	1.5/2.5t	91171-10010
	IJ-1005	192	13	98	4/ ∅ 8	57/57	2.5t	
	IJ-1006	200	13	98	4/ ∅ 8	57/57	4t S6E	91871-10021
	IJ-1006-L	290	13	98	4/ ∅ 8	57/57	4t S6E	91871-20040
	IJ-1008	200	13	98	4/ ∅ 8	57/57	S4S	91571-00050/70
	IJ-1008-O	210	13	98	4/ ∅ 8	57/57	S4S	91571-20010







## FORKLIFT DRIVESHAFT & COMPONENTS

MITSUBISHI								
Figure	IJE Part No.	Length (mm)	Spline No.	Flange Dia. (mm)	No. of Holes/ Dia.	Hole Pattern (mm)	Application	OEM No.
	IJ-1008-F	183		98	4/ ∅ 8	57/57	S6S	
	IJ-1001-L	273	10	98	4/ ∅ 8	57/57	2.5t	91571-10010
	IJ-1014	177	13	Spigot 34	4/ ∅ 8	25/50	2.5t	91271-00011
	IJ-1016	360		98	4/ ∅ 8	57/57	7t	92001-10090
	IJ-1023	185	10	98	4/ ∅ 8	57/57	1.5t	91371-30020
	IJ-1023-1	185	13	98	4/ ∅ 8	57/57	1.5t	
	IJ-1024	192	13	98	4/ ∅ 8	57/57	4t	
	IJ-1025	158	16-2	98	4/ ∅ 8	57/57	For USA	
	IJ-1025-1	163	16-2	98	4/ ∅ 8	57/57	For JAPAN	



### MITSUBISHI




Figure	IJE Part No.	Length (mm)	Spline No.	Flange Dia. (mm)	No. of Holes/ Dia.	Hole Pattern (mm)	Application	OEM No.
	IJ-1031	166	13	98	4/ $\varnothing$ 8	57/57	2.5t	
	IJ-1032	175	13	98	4/ $\varnothing$ 8	57/57	S6S FD50	91871-20051 91871-10050
	IJ-1033	200	10	98	4/ $\varnothing$ 8	57/57	1.5t	91871-20040
	IJ-1034	220	10	98	4/ $\varnothing$ 8	57/57	2.5t (GASOLINE)	
	FL-ASM-026	207.5	13	98	4/ $\varnothing$ 9			91571-30050
	FL-ASM-028	339.5		98	4/ $\varnothing$ 9	56.7/ 56.7		92001-11040






## FORKLIFT DRIVESHAFT & COMPONENTS

### TOYOTA

#### 5F

Figure	IJE Part No.	D	O	R	C	P	Application	OEM No.
	IJ-5FH	28.57			69.07	107.9	5FD	37210-23000-71 12N53-32001 (TCM)
	IJ-5FH-CY /IJ-S4S-N-CY	28.57	82.6		69.07			
	IJ-5FH-UJ (IJF-003)	28.57	79.6	36.52		107.9	Common use in 5F / 6F / 7F	37201-23000-71




#### 6F

Figure	IJE Part No.	D	O	R	C	P	Application	OEM No.
	IJ-6FH	28.57			77.47	107.9	6FD	37210-23600-71 3EB20-51310 (KOMATSU)
	IJ-6FH-CY	28.57	82.6		77.47			
	IJ-6FH-UJ (IJF-003)	28.57	79.6	36.52		107.9	Common use in 5F / 6F / 7F	37201-23000-71






### TOYOTA

### 7F 2.5T

Figure	IJE Part No.	D	O	R	C	P	Application	OEM No.
	IJ-7FH-2.5T	28.57			66	107.9	7F 2.5t	
	IJ-7FH-2.5T-CY	28.57	82.6		66			
	IJ-7FH-2.5-UJ (IJF-003)	28.57	79.6	36.52		107.9	Common use in 5F / 6F / 7F	37201-23000-71

### 7F 4T




Figure	IJE Part No.	D	O	R	C	P	Application	OEM No.
	IJ-7FH-4T	34	84		70		7FD35 / 40	37210-30510-71
	IJ-7FH-4T-CY	34	84		70			
	IJ-7FH-4T-UJ (IJF-005)	34	79.6	42.87		115		GU-5015






## FORKLIFT DRIVESHAFT & COMPONENTS

### TOYOTA

### 8F








Figure	IJE Part No.	D	O	R	C	P	Application	OEM No.
	IJ-8FH	28.57			119.03	90.4	8FD25	37210-26600-71
	IJ-8FH-H	28.57	60.4		119.03			
	IJ-8FH-UJ (IJF-010)	28.57	60.4	36.5		90.4		37201-26600-71

### 7F NEW

Figure	IJE Part No.	D	O	R	C	P	Application	OEM No.
	IJ-7FH-NEW	28.57			116.5	107.9		
	IJ-7FH-NEW- CY	28.57	82.6		116.5			
	IJ-7FH-NEW- UJ (IJF-003)	28.57	79.6	36.52		107.9		37201-23000-71





## FORKLIFT DRIVESHAFT & COMPONENTS

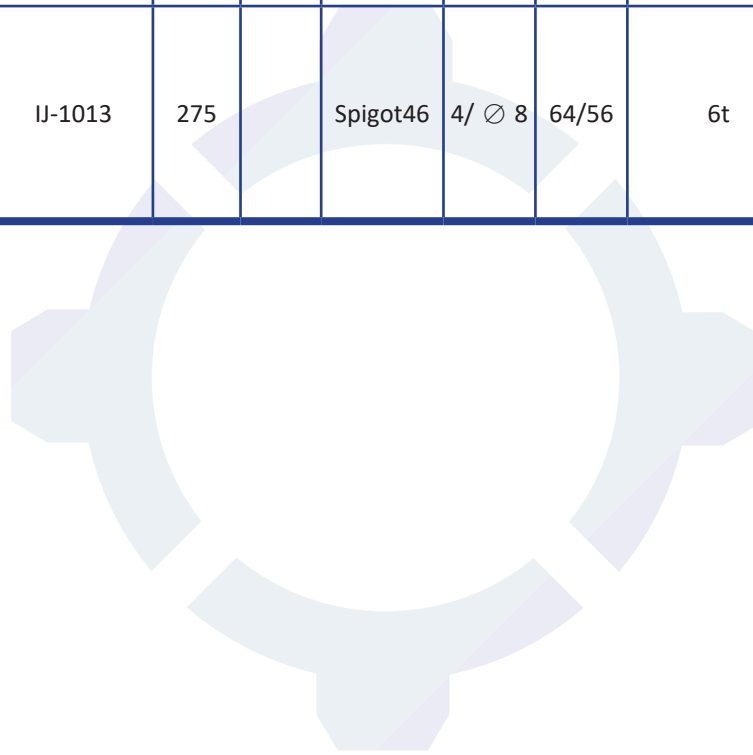
TOYOTA								
Figure	IJE Part No.	Length (mm)	Spline No.	Flange Dia. (mm)	No. of Holes/ Dia.	Hole Pattern (mm)	Application	OEM No.
	IJ-1007	180		2 Square f spigot 34	4/ $\varnothing$ 8	57/40	5F / 3.5t, 4t	67310-32880-71
	IJ-1007-N	180		1 sq. f spigot 34 1 circular f	4/ $\varnothing$ 8	57/40	5F / 3.5t, 4t	67310-32880-71 strengthen slip assy
	IJ-1007-1	180		1 sq. f spigot 34 1 circular f	4/ $\varnothing$ 8	57/40	5F / 3.5t, 4t	67310-32880-71 standard
	IJ-1038	160		2 circular f 85	4/ $\varnothing$ 8	57/40	4.5t 7FD45 / 13Z / 1EZ / 14Z	67310-30520-71
	IJ-6F	180		2 circular f 85	4/ $\varnothing$ 8	57/40	3.5t 6FD40	67310-31700-71 67310-31701-71
	IJ-7F	360		2 circular f 85	4/ $\varnothing$ 8	57/40	Use in stretch model 7F	
	IJ-1012	136	13	spigot 38	4/ $\varnothing$ 8	57/40	3F	67310-32080-71



## FORKLIFT DRIVESHAFT & COMPONENTS

### TOYOTA

Figure	IJE Part No.	Length (mm)	Spline No.	Flange Dia. (mm)	No. of Holes/ Dia.	Hole Pattern (mm)	Application	OEM No.
	IJ-8FD40	292.5	18	Flange 87 Spigot 34	4/ $\varnothing$ 8.4	40/57	8FD40	16310-N3190-71
		314					8FD35-80/8FG35-50 (1KD,1FS)	16310-36930-71
	IJ-1013	275		Spigot46	4/ $\varnothing$ 8	64/56	6t	67310-31630-71





## FORKLIFT DRIVESHAFT & COMPONENTS


### TCM

Figure	IJE Part No.	Length (mm)	Spline No.	Flange Dia. (mm)	No. of Holes/ Dia.	Hole Pattern (mm)	Application	OEM No.
	IJ-1009	196	18	Spigot 42	4/ ∅ 8	35/60	4t (Z-7)	224W7-22012
	IJ-1009-1	196	13	Spigot 42	4/ ∅ 8	35/60	4t (Z-7)	224W7-22011
	IJ-1009-2	180.5	13	Spigot 42	4/ ∅ 8	35/60	4t (Z-8)	201CS-82081
	IJ-1015	168.5	13	Spigot 53	4/ ∅ 8	45/53.5	4t (Z-6)	24357-20201
	IJ-1018	211	13	Spigot 53	4/ ∅ 8	45/53.5		
	IJ-1019	168.5	15	Spigot 53	4/ ∅ 8	45/53.5	4t (Z-2)	25957-20201
	IJ-1017	740	16	Pilot dia. 148.38	1/2"-20	49.2/ 117.5	FIT 7C U-JOINT	
	IJ-1039	302	13	Spigot 42	4/ ∅ 8	35/60	Z8 / FD35-45 6t	243C7-22111
	IJ-1041	298	13	Spigot 42	4/ ∅ 8	35/60	4.5t	





## FORKLIFT DRIVESHAFT & COMPONENTS


### TCM

Figure	IJE Part No.	D	O	R	C	P	Application	OEM No.
		28.57	82.6	36.52	69.07	107.9		12N53-32001 (the same with IJ-5FH)

### TCM PULLEY

Figure	IJE Part No.	No.of Grooves	Groove Dia	No of Spline	Outer Dia.	Total Height	Application	OEM No.
	D-OT-001	4	4.65	13	111	110.5		
	D-OT-002	2	10	13	115	110.5		

### HANGCHA 杭叉

Figure	IJE Part No.	Length (mm)	Spline No.	Flange DIA. (mm)	No. of Holes/ DIA.	Hole Pattern (mm)	Application	OEM No.
		261	6	F.139 Spigot 98	4/ ∅ 8.5	77/77	Hangcha FD40	203010020118



## FORKLIFT DRIVESHAFT & COMPONENTS

### KOMATSU

Figure	IJE Part No.	Length (mm)	Spline no.	Flange Dia. (mm)	No. of Holes/ Dia.	Hole Pattern (mm)	Application	OEM No.
	IJ-1027	219	13	130	4/ $\varnothing$ 11	77.6	3.5~4t	3EC-01-32711
	IJ-1029	255	16-2	Spigot 73	6/ $\varnothing$ 11	P.C.D 100	5t	
	IJ-1036	280	13	110	4/ $\varnothing$ 8	59.5	Bulldozer 10-15t	
Figure	IJE Part No.	C/L to C/L length	Fit U-joint			Application	Remark	
	IJ-DY-Z5	190	7C or Koyo-Z5 Size:41.275x100.8mm				14X-11-11200	
Figure	IJE Part No.	Ground hub dia.	Flange F to end of hub	Length thru hole	Spline Major/ Minor	Spline no.	Application	OEM No.
	DS-EY-UB0003	85	72	46	59.9/ 55.3	22	FIT 7C U-JOINT	
	DS-EY-UB0004	110.25	63.4	38	65/ 60.2	24		14X-13-11890




## FORKLIFT DRIVESHAFT & COMPONENTS

YALE								
Figure	IJE Part No.	Length (mm)	Spline no.	Spigot Dia. (mm)	No. of Holes/ Dia.	Hole Pattern (mm)	Application	OEM No.
	IJ-1004	70		Spigot 45	4/ ∅ 8	38/52	2.5t	9147-844-01
	IJ-1010	80		Spigot 45	4/ ∅ 8	46/57	4t	
	IJ-1028	213		Spigot 45	4/ ∅ 8	46/57	5t	
HYSTER								
Figure	IJE Part No.	Length (mm)	Spline no.	Flange Dia. (mm)	No. of Holes/ Dia.	Hole Pattern (mm)	Application	OEM No.
	IJ-1022	200	11	Spigot 45	4/ ∅ 8	38/52		
	IJ-1037	273.5	11	Spigot 45	4/ ∅ 8	38/52	Challenger H1.5-1.75t	
	IJ-1035	300	16	96.7	4/ ∅ 9.8	51/ 60.8	4t	1394581




## FORKLIFT DRIVESHAFT & COMPONENTS


### NISSAN

Figure	IJE Part No.	Length (mm)	Spline No.	Spigot Dia. (mm)	No. of Holes/ Dia.	Hole Pattern (mm)	Application	OEM No.
	IJ-1011	275.5	14	57	4/ ∅ 8	45/53.50		37200-51H00


### DAEWOO

Figure	IJE Part No.	Length (mm)	Spline No.	Spigot Dia. (mm)	No. of Holes/ Dia.	Hole Pattern (mm)	Application	OEM No.
	IJ-1030	218.5	16	60.3	4/ ∅ 10	51/66.8	A213160B	

### PTO

Figure	IJE Part No.	Length (mm)	F Spigot (mm)	No. of Holes/ Dia.	Hole Pattern (mm)	Application	U-joint	Remarks
	2.5T PTO	Flexible	34	4/ ∅ 9	25/49.5	2.5t	Gudump-1 D21.5 x 60	With or Without tube
	8T PTO	Flexible	42	4/ ∅ 8.2	60/35	8t	Gudump-2 D25 x 77	




### CATERPILLAR

Figure	IJE Part No.	Length (mm)	Btw bolts (R)	Pilot Dia. (P)	U-JOINT	Application	OEM No.
	IJ-2C-DY	66.6	33.3/ 59.5	79.38	GUKO-1 (2WT+2WD)  GUKO-2 (4WD)	Caterpillar #2C Buckle-Skid Steer Loader	





## FORKLIFT DRIVESHAFT & COMPONENTS

### AGRICULTURAL USED

Figure	IJE Part No.	Length (mm)	Spline No. (th)	Flange Dia. (mm)	No. of Holes/ Dia.	Hole Pattern (mm)	Application	OEM No.
	IJ-1068	211	16	60.30	4/ ∅ 10	51/61		FOR SOUTH AFRICA MARKET
	IJ-1021	390	16	60.325	4/ ∅ 9.8	51/60.8		
Figure	IJE Part No.	Length (mm)	Spline No. (th)	DESCRIPTION				
	DS-AS-E-050	760	6	GU-2200: D30.18*61.3, 3/8 " YOKE				
	DS-AS-E-051	550	6	GU-500: D23.82*61.3, 1 3/8 " YOKE				
	DS-AS-E-051-1	700	6					

### UNIVERSAL JOINT

Figure	IJE Part No.	D	O	L	Application	OEM No.
	IJF-001	22	39		COMMON USE FOR FORKLIFT DRIVESHAFT	91271-08200
	IJE-33115	33.35	81.4	115		37101-20170-71





### STEERING JOINT

Figure	IJE Part No.	Length (mm)	Spline No.	Application	OEM No.
	IJ-601	185.5	18-2	TOYOTA 5F	45235-23000-71
	IJS-K-01	232		KOMATSU C11	3EB-34-22350
	IJS-K-02	288		KOMATSU C12	3EB-34-32120
	IJ-1002	230	10	YANG IRON	
	IJ-603	298	10	TCM FD20	
	IJS-TC-01	85		TCM 2.5 T,700S	234A4-10201
	IJ-602	108		YALE 4T	
	IJ-SH-01	385		mitsubishi SHINKO	



## FORKLIFT DRIVESHAFT & COMPONENTS

### STEERING JOINT

Figure	IJE Part No.	Length (mm)	Spline No.	Application	OEM No.
		230	36-7	FD60Z8	230C4-12021
		215	36-7	FD35C9	243C4-10211
	IJ-SH-02	136.2		MITSUBISHI SHINKO 2 / 2.5t	

